



District Report Card: 2017


State: Haryana	District: Sirsa
Class: 3	Subject: Mathematics
Schools: 61	Students: 1162


Participation/Coverage


Students

<div>GENDER</div> <div></div>	Boys		Girls	
	Number	%	Number	%
	576	49.57	586	50.43

<div>AREA</div> <div></div>	Rural		Urban	
	Number	%	Number	%
	952	81.93	210	18.07

<div>CATEGORY</div> <div></div>	SC		ST		OBC		GEN	
	Number	%	Number	%	Number	%	Number	%
	764	65.75	1	0.09	296	25.47	101	8.69

<div>CWSN</div> <div></div>	LD	VI	HI	S&LD	ID	Oth
	5	14	0	5	0	4

<div>Management</div> <div></div>	Government		Government-aided	
	Number	%	Number	%
	1142	98.28	20	1.72

Average Performance of Students in Mathematics (%)

Overall	Gender		Area		Management		Social Group			
	Male	Female	Rural	Urban	Govt.	Aided	SC	ST	OBC	GEN
56.22	55.35	57.08	57.35	51.08	56.36	48.33	55.61	93.33	57.77	55.91

Performance on Learning Outcomes (LOs)

Learning Outcomes	Description	Average Performance(%)
M301	Reads and writes numbers up to 999 using place value	51.03
M302	Compares numbers up to 999 based on their place values	67.47
M303	Solves simple daily life problems using addition and subtraction of three digit numbers with and without regrouping	50.29
M304	Constructs and uses the multiplication facts (up till 10) in daily life situations	55.98
M305	Analyses and applies an appropriate number operation in the situation/ context	49.83
M306	Explains the meaning of division facts by equal grouping/sharing and finds it by repeated subtraction	56.97
M309	Identifies and makes 2D-shapes by paper folding, paper cutting on the dot grid, using straight lines etc.	73.38
M311	Fills a given region leaving no gaps using a tile of a given shape	37.95
M312	Estimates and measures length and distance using standard units like centimeters or meters & identifies relationships	31.20
M317	Reads the time correctly to the hour using a clock/watch	68.85
M318	Extends patterns in simple shapes and numbers	51.12
M319	Records data using tally marks, represents pictorially and draws conclusions	64.63

Range of Performance of Students who Answered Correctly							
Below 30%		30% - 50%		50% - 75%		Above 75%	
Number	%	Number	%	Number	%	Number	%
151	12.99	287	24.70	510	43.89	214	18.42

Lowest Performing Learning Outcomes (LOs)

- 1 - Estimates and measures length and distance using standard units like centimeters or meters & identifies relationships (31.20)
- 2 - Fills a given region leaving no gaps using a tile of a given shape (37.95)
- 3 - Analyses and applies an appropriate number operation in the situation/ context (49.83)
- 4 - Solves simple daily life problems using addition and subtraction of three digit numbers with and without regrouping (50.29)
- 5 - Reads and writes numbers up to 999 using place value (51.03)